

*The Enviro Westport Freestanding Gas Stove*



Medium Freestanding  
Gas Stove

Enviro Westport Freestanding Gas Stove



# The Enviro Westport Gas Stove

The high efficiency Westport combines a classic body design, romantic dancing flames, and a realistic logset to create the best cast iron heater available.

Porcelain colors available:

-  Antique White
-  Inferno Red
-  Diamond Black
-  Antique Chestnut

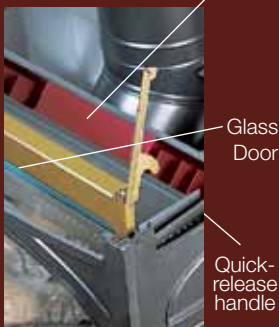


Clip-on fire screen



The control panel is conveniently located near the stove top to allow easy access to all controls. It incorporates a smooth and sophisticated battery powered electronic ignition system for simple single-handed lighting.


Heat Exchanger



Glass Door

Quick-release handle

The Westport features a heavy-duty heat exchanger and quick release glass door system for easy cleaning.



EnerGuide is a Canadian Government regulated efficiency rating.



## SPECIFICATIONS

	Top & Rear Vent	
BTU/H (KW/H) Input Max.	NG	30,000 (8.8)
	LP	26,500 (7.8)
BTU/H (KW/H) Input Min.	NG	17,500 (5.0)
	LP	12,000 (3.5)
Area Heated*	1600 ft <sup>2</sup> (149 m <sup>2</sup> )	
Efficiency**	71%	
A.F.U.E.	63%	
EnerGuide FE Rating (CDN)	60% (LP)	

## CLEARANCE TO COMBUSTIBLES

Side wall to stove	11" (28 cm)
Rear wall to stove	2.5" (6 cm)
Corner clearance	2.5" (6 cm)
Alcove depth	24" Width 48", Height 60"

\*Certain exclusions apply. Due to on-going product development, product appearances and specifications are subject to change without notice. \*\* Efficiency and area heated will vary according to gas type and venting. Approved for sale in Canada and the United States.

## STANDARD FEATURES

- 50% heat control turn down valve
- Field conversion kit NG to LP
- Thermostat or remote compatible
- Ceramic log set
- 5mm ceramic glass
- Heavy duty heat exchanger
- Metallic black paint
- Easy access controls
- Battery powered electronic ignition system
- "EmberGlo" stainless steel burner system
- Cast iron body and legs
- Cast iron opening doors
- Direct vent system
- Quick release glass door system
- Top vent / rear vent convertible

## OPTIONS

- 180 CFM variable speed fan
- Fire screen
- 4 porcelain enamel colors –  
Antique White, Antique Chestnut, Inferno Red and Diamond Black
- B Vent Adaptor

Westport in Antique Chestnut

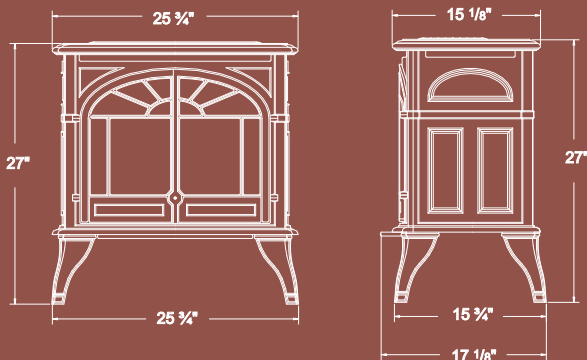


Opening doors

Realistic looking ceramic logset

Blend of different ember materials

The "Enviro EmberGlo Burner" is manufactured from heavy gauge stainless steel. Its unique design allows the efficient mixing of air and fuel that creates a slow and realistic yellow flame.



Please share and recycle this brochure

